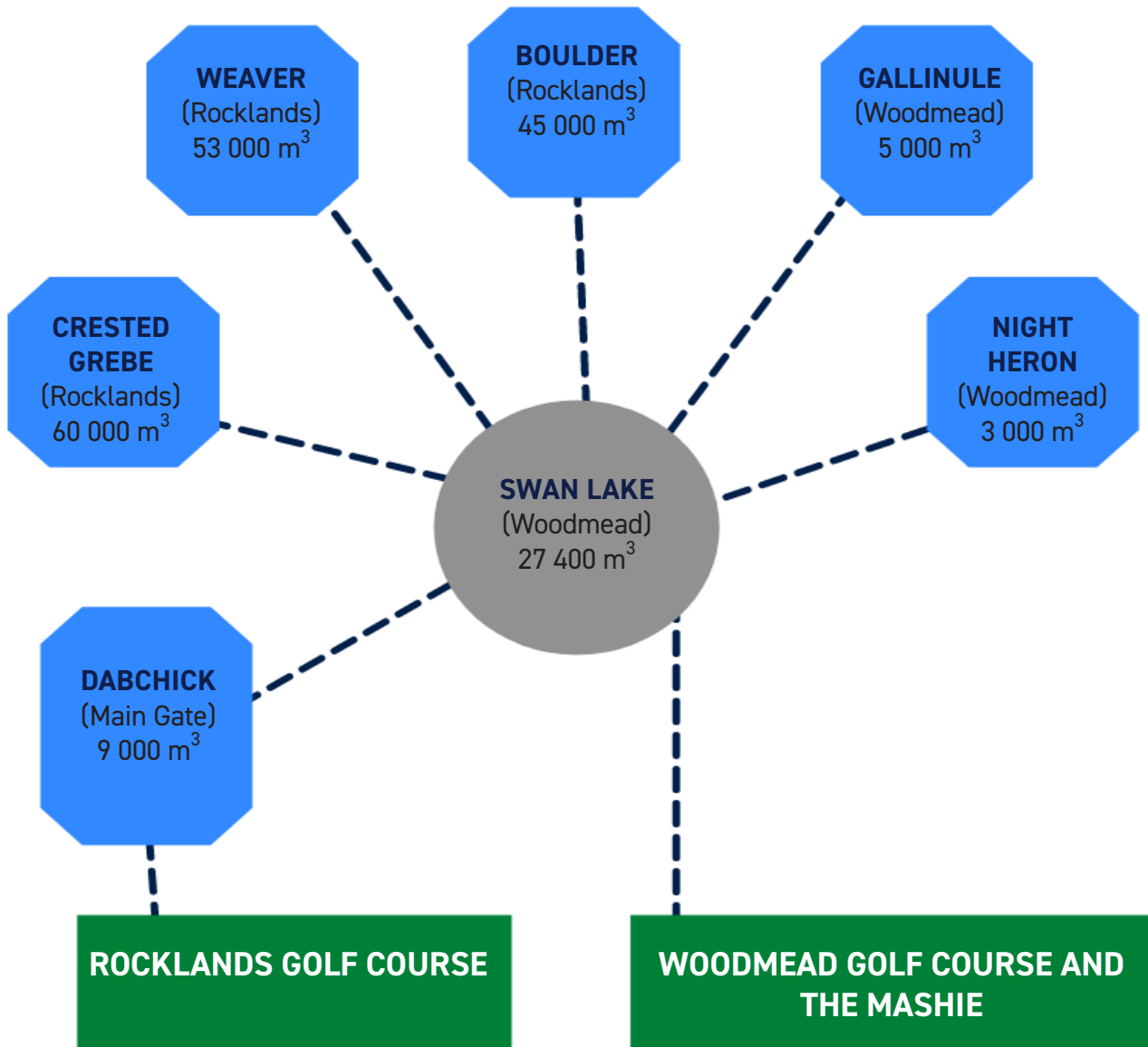


**DIAGRAM SHOWING THE FLOW OF WATER IN THE IRRIGATION SYSTEM:**



**SWAN LAKE IS ONLY THE FOURTH LARGEST DAM BUT IT IS THE HEART OF THE SYSTEM.**

Information supplied by Golf Data.

Dam sizes not to scale .



**THE COUNTRY CLUB**  
JOHANNESBURG



## Our Wonderful Dams




Greater Woodmead Estate





The Country Club Johannesburg estate has seven large irrigation dams, and numerous smaller dams/ponds, which contribute immensely to the beauty of our estate. Importantly, these bodies of water also support a number of fish (Koi, Carp, Tilapia, Bass and Barbel), terrapins, frogs, crabs and many water birds.

**HERE ARE JUST SOME OF THE MANY SIGHTINGS AROUND OUR DAMS:**



**SWAN LAKE:**

Location: 17th hole Woodmead  
Capacity: 27 400m<sup>3</sup>



**GALLINULE DAM:**

Location: 10th hole Woodmead  
Capacity: 5 000m<sup>3</sup>



**NIGHT HERON:**

Location: 12th hole Woodmead  
Capacity: 3 000m<sup>3</sup>



**CRESTED GREBE DAM:**

Location: 16th hole Rocklands  
Capacity: 60 000m<sup>3</sup>



**BOULDER DAM:**

Location: 15th hole Rocklands  
Capacity: 45 000m<sup>3</sup>



**WEAVER DAM:**

Location: 17th hole Rocklands  
Capacity: 53 000m<sup>3</sup>



**DABCHICK:**

Location: Main gate  
Capacity: 9 000m<sup>3</sup>

